



Global Agriculture and Food Security Program Trust Fund

Public Sector Window

Financial Report

Prepared by the Trustee

*As of September 30, 2018*



## Table of Contents

### Table of Contents

Introduction .....	3
GAFSP Trust Fund Financial Summary as of September 30, 2018 .....	4
1. GAFSP Trust Fund Summary – Inception through September 30, 2018.....	5
2. Contributions .....	6
3. Asset Mix and Investment Income.....	7
4. Cumulative Funding Decisions as of September 30, 2018.....	9
5. Funds Available .....	12
Glossary.....	13



## Introduction

The GAFSP Trust Fund (“Trust Fund”) was established as a Financial Intermediary Fund (FIF) in April 2010 in the World Bank. The GAFSP is a multilateral mechanism to assist in the implementation of pledges made by the G20 in Pittsburgh in September 2009. The objective is to address the underfunding of country and regional agriculture and food security strategic investment plans already being developed by countries in consultation with contributors and other stakeholders at the country-level. The GAFSP operates through two windows: Public Sector Window and Private Sector Window. The Public Sector Window is managed under the Trust Fund while the Private Sector Window is managed by the IFC. This report covers only the Public Sector Window.

The report is produced by the Trustee in accordance with the Trustee’s role in the GAFSP Governance Document as set forth under Section 5, which states:

*“The Trustee will provide to the Steering Committee regular reports on the financial status of the Trust Fund, as set forth in the Contribution Agreements.”*

Section 9 of the Standard Provisions in the Contribution Agreements for the Public Sector Window states as follows:

*“The Trustee shall maintain separate records and ledger accounts in respect of the Trust Fund funds deposited in the Trust Fund and disbursements made therefrom. The Trustee shall report to the Steering Committee annually unless otherwise agreed between the Trustee and the Steering Committee, on the status of Allocations of funding recorded by the Trustee, commitments and transfers from the Trust Fund and receipts of funds in the Trust Fund.”*



## GAFSP Trust Fund Financial Summary as of September 30, 2018

### ***Pledges and Contributions:***

A pledge represents a contributor's expression of intent to make a contribution. Pledges are converted to Contributions by way of a countersigned Contribution Agreement/Arrangement.

As of September 30, 2018, donor contributions to the Public Sector Window of the Trust Fund totaled USDeq. 1,341.9 million. Of this amount, USDeq. 1,292 million has been deposited in cash into the Trust Fund and USDeq. 49.9 million represents contributions payable.

### ***Investment Income:***

As of September 30, 2018, the Trust Fund earned investment income of approximately USD 30.5 million on the undisbursed balance of the Trust Fund. The Trust Fund liquid portfolio has returned 1.05% during calendar year 2018. The Trust Fund balance is allocated to a range of high quality money market and fixed income securities with the goal of enhancing investment returns subject to the over-arching objective of preserving the capital and ensuring timely availability of cash when needed.

### ***Funding Approvals:***

The cumulative funding decisions made by the GAFSP Steering Committee ("Steering Committee") through September 30, 2018 totaled USD 1,289.1 million, of which USD 1,194.4 million represents allocations for projects, USD 56.6 million for Supervising Entity fees, USD 23.2 million for Trustee and Coordination Unit administrative budget, and USD 15 million for monitoring and evaluation.

### ***Cash Transfers:***

The Trustee has transferred a total of USD 899.6 million up to September 30, 2018, including USD 807.2 million related to projects.

### ***Funds Held in Trust:***

***Funds Held in Trust***<sup>1</sup> reflect contributions paid-in from contributors, and investment income earned less cash transfers. Funds Held in Trust as of September 30, 2018 amounted to USD 423 million.

### ***Funds Available for Steering Committee Funding Decisions:***

***Funds available*** to support Steering Committee funding decisions amounted to USD 33.5 million as of September 30, 2018.

<sup>1</sup> Funds Held in Trust represents balance of cash, investments and unencashed promissory notes (if any) as of the reporting date.



## 1. GAFSP Trust Fund Summary – Inception through September 30, 2018

*In USD millions*

	Total	% of Total
<b><u>Donor Pledges and Contributions</u></b>		
Contributions	1,341.9	100.0%
Pledges	-	0.0%
<b>Total Pledges and Contributions</b>	<b><u>1,341.9</u></b>	<b><u>100.0%</u></b>

<b><u>Cumulative Resources</u></b>		
<u>Resources received</u>		
Cash Receipts	1,292.0	94.1%
Investment Income earned	30.5	2.2%
<b>Total Resources Received</b>	<b><u>1,322.5</u></b>	<b><u>96.4%</u></b>
<u>Resources not yet received</u>		
Contributions not yet paid	49.9	3.6%
Pledges	-	0.0%
<b>Total resources not yet received</b>	<b><u>49.9</u></b>	<b><u>3.6%</u></b>
<b>Total Potential Resources (A) (in USD millions)</b>	<b><u>1,372.4</u></b>	<b><u>100.0%</u></b>

<b><u>Cumulative Funding Decisions</u></b>		
Projects	1,194.4	92.7%
Fees	56.6	4.4%
Trustee and Coordination Unit Budget	23.2	1.8%
Monitoring and Evaluation Budget	15.0	1.2%
<b>Total Funding Decisions Net of Cancellations (B)</b>	<b><u>1,289.1</u></b>	<b><u>100.0%</u></b>
<b>Total Potential Resources Net of Funding Decisions (A) - (B)</b>	<b><u>83.3</u></b>	

<b><u>Funds Available</u></b>		
Funds Held in Trust with no restrictions	423.0	
Approved Amounts Pending Cash Transfers	389.5	
<b>Total Funds Available to Support GAFSP Steering Committee Decisions</b>	<b>33.5</b>	

Note: totals may not add up due to rounding



## 2. Contributions

### *Contributions to the Public Sector Window as of September 30, 2018 (in millions)*

<u>Contributor</u>	<u>Currency</u>	<u>Effective (or signed) Contributions in Currency of Contribution</u>	<u>Receipts in Currency of Contribution</u>	<u>Outstanding Contributions in Currency of Contribution</u>	<u>Outstanding Contributions in USDeq. a/</u>	<u>Receipts in USDeq. b/</u>
Australia	AUD	100.0	100.0	-	-	98.4
Canada	CAD	205.0	205.0	-	-	201.5
Gates Foundation	USD	70.0	70.0	-	-	70.0
Germany	EUR	89.0	45.9	43.1	49.9	51.7
Ireland	EUR	1.5	1.5	-	-	2.0
Korea	USD	83.9	83.9	-	-	83.9
Spain	EUR	70.0	70.0	-	-	94.2
United Kingdom	GBP	42.5	42.5	-	-	62.2
United States	USD	628.1	628.1	-	-	628.1
<b>Total</b>					<b>49.9</b>	<b>1,292.0</b>

a/ Valued on the basis of exchange rates as of September 30, 2018

b/ Represents actual USD receipts

Note: totals may not add up due to rounding



### 3. Asset Mix and Investment Income

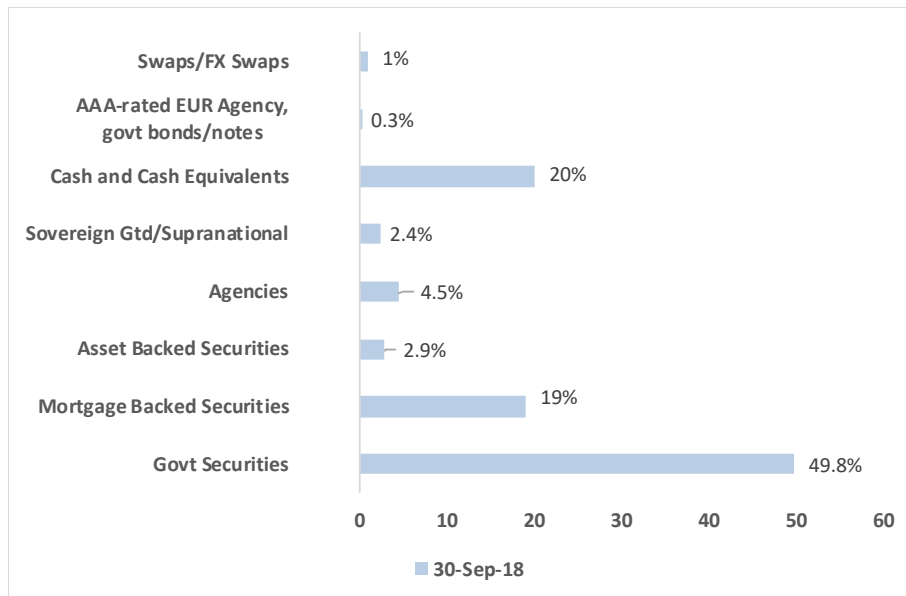
#### ASSET MIX

Cash assets held in trust by the World Bank (as the Trustee) are maintained in a commingled investment portfolio (the “Pool”) for all trust funds administered by the World Bank. The assets in the Pool are managed in accordance with the investment strategy established for all trust funds administered by the World Bank.

The Trust Fund balance is currently invested across three of the Pool’s investment model portfolios (“Model Portfolio 0” (MP0) with an investment horizon of up to three months, “Model Portfolio 1” (MP1) with an investment horizon of one year, and “Model Portfolio 2” (MP2) with an investment horizon of three years). While MP0 has the objective of ensuring timely availability of funds to meet the short-term cash flow needs, MP1 and MP2 aim to enhance returns subject to capital preservation with a high degree of confidence (based on statistical models) over the respective investment horizons. Preservation of capital is the primary investment objective. Consequently, the Trust Funds investment portfolios are managed to conservative overall risk tolerance parameters.<sup>2</sup>

The Trust Fund assets are invested in high grade fixed income and money market instruments. Currently, these instruments include high quality securities that are issued by sovereign governments, government agencies, as well as multilateral and other official institutions. In addition, eligible instruments include asset-backed and agency-guaranteed mortgage-backed securities, as well as swaps and a range of other derivative instruments related to investments and which are used to manage the interest rate risk. Figure 1 below presents the portfolio allocation by asset class as of September 30, 2018.

**Figure 1. Asset Allocation of the Trust Fund Investment Portfolio**



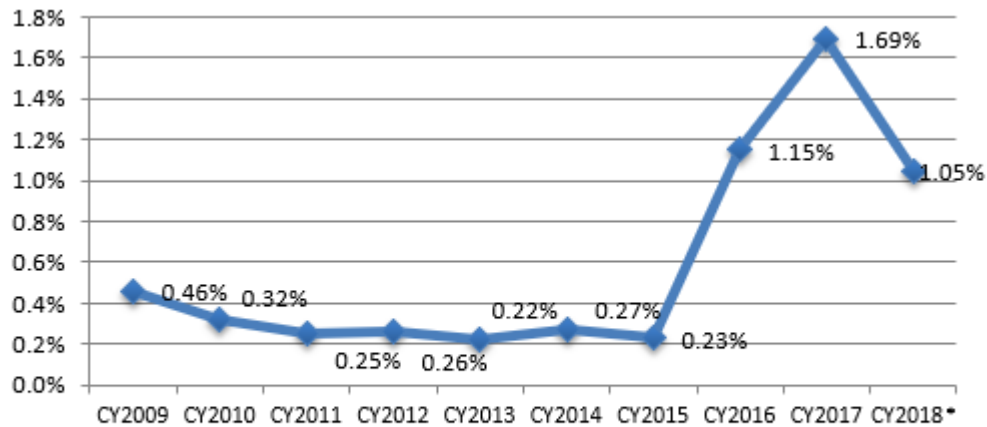
<sup>2</sup> Generating enhanced investment returns while adhering to the investment objective of capital preservation and ensuring sufficient liquidity to meet foreseeable cash flow needs is undertaken within a conservative risk management framework which limits the estimated average loss to the portfolio in the worst 1% of loss events. The Conditional Value-at-Risk (CVaR) measure is the primary risk constraint used in the management of trust fund model portfolios. MP1 and MP2 have 99% CVaR measures of no greater than -0.25% and -1.00%, respectively.



## INVESTMENT RETURNS

The Trust Fund liquid portfolio (which totaled approximately USD 423 million at end-September 2018) earned approximately USD 30.5 million in investment income since inception. The portfolio return during calendar year 2018 was about 1.05%, or approximately USD 6.1 million.

Figure 2. Trust Fund Annual Returns



\*non-annualized





## 4. Cumulative Funding Decisions as of September 30, 2018

In USD millions

Projects	Supervising Entity	Amount	% of Total Projects by Country
Bangladesh	WB	46.3	4%
	FAO	3.7	0%
Benin	AFDB	24.0	2%
Bhutan	WB	8.0	1%
Burkina Faso	WB	37.1	3%
Burundi	IFAD	30.0	3%
Cambodia	ADB	39.1	3%
	WB	50.0	4%
Ethiopia	FAO	1.5	0%
	WB	27.0	2%
The Gambia	FAO	3.0	0%
	AFDB	26.6	2%
Haiti	FAO	1.4	0%
	WB	10.0	1%
Haiti	IDB	25.0	2%
	IDB	10.0	1%
Honduras	WB	30.0	3%
Kenya	AFDB	22.8	2%
	FAO	1.2	0%
Kyrgyz Republic	WB	38.0	3%
Laos	IFAD	24.0	2%
	WFP	6.0	1%
Liberia	AFDB	46.5	4%
Malawi	AFDB	39.6	3%
Mali	AFDB	37.2	3%
Mongolia	WB	11.0	1%
	FAO	1.5	0%
Myanmar	ADB	22.0	2%
	FAO	5.0	0%
Nepal	WB	46.5	4%
Nepal	WB	22.7	2%
Nicaragua	WB	33.9	3%
Niger	AFDB	33.0	3%
Rwanda	WB	50.0	4%
Senegal	AFDB	40.0	3%
Sierra Leone	IFAD	50.0	4%
Tajikistan	WB	27.9	2%
Tanzania	WB	22.9	2%
Tanzania	AFDB	20.0	2%
Timor Leste	WB	21.0	2%
Togo	WB	19.0	2%
	IFAD	20.0	2%
Uganda	WB	27.6	2%
Zambia	AFDB	31.1	3%
Yemen	WB	36.0	3%
Multi-Country	FAO	0.1	0%



<u>Projects</u>	<u>Supervising Entity</u>	<u>Amount</u>	<u>% of Total Projects by Country</u>
<i>(continued)</i>			
Missing Middle - Mali	IFAD	2.6	0%
Missing Middle - Mali	WFP	3.0	0%
Missing Middle - East Africa	IFAD	2.6	0%
Missing Middle - Bangladesh	FAO	2.5	0%
Missing Middle - Senegal	FAO	2.5	0%
Missing Middle	a/	1.6	0%
Rwanda	WB	24.8	2%
	FAO	1.5	0%
Burkina Faso	WB	a/ b/ 24.0	2%
		<b>1,194.4</b>	<b>100%</b>
			<b>% of Total Fees by SE</b>
<u>Fees</u>			
ADB		1.9	3%
AfDB		13.8	24%
FAO		1.0	2%
IBRD		31.1	55%
IDB		1.7	3%
IFAD		6.5	12%
WFP		0.5	1%
		<b>56.6</b>	<b>100%</b>
<b>Administrative Budget</b>			
DIME		6.4	17%
Coordination Unit - Core	d/	19.7	52%
Coordination Unit - M&E		5.3	14%
Trustee		3.5	9%
Project Impact Evaluation		3.2	8%
		<b>38.1</b>	<b>100%</b>
<b>Total Funding Decisions</b>		<b>1,289.1</b>	
a/ Subject to Steering Committee's no-objection approval of complete project document			
b/ Includes Project Preparation Grant			
c/ Represents CSO budget for Asian Farmers Association and ROPPA			
d/ Includes budgets for CSOs and Technical Advisory Committee			

Note: sub-totals may not add up due to rounding

#### HIGHLIGHTS FOR THE PERIOD JULY 1, 2018 TO SEPTEMBER 30, 2018:

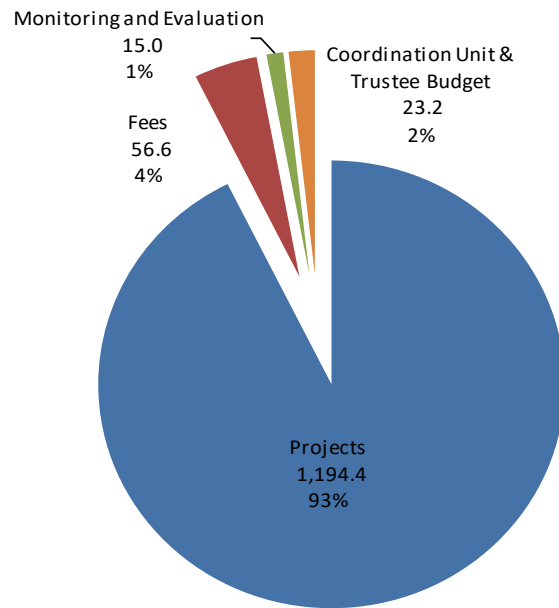
- The Steering Committee approved the Nepal project for USD 22.7 million, of which USD 0.5 million is for project preparation (WB).
- Commitment of administrative budget of USD 0.3 million for resource mobilization activities.
- USD 0.8 million and USD 1 million for impact evaluation of the Haiti (IDB) and Myanmar (ADB) projects, respectively, were also approved.



In USD millions

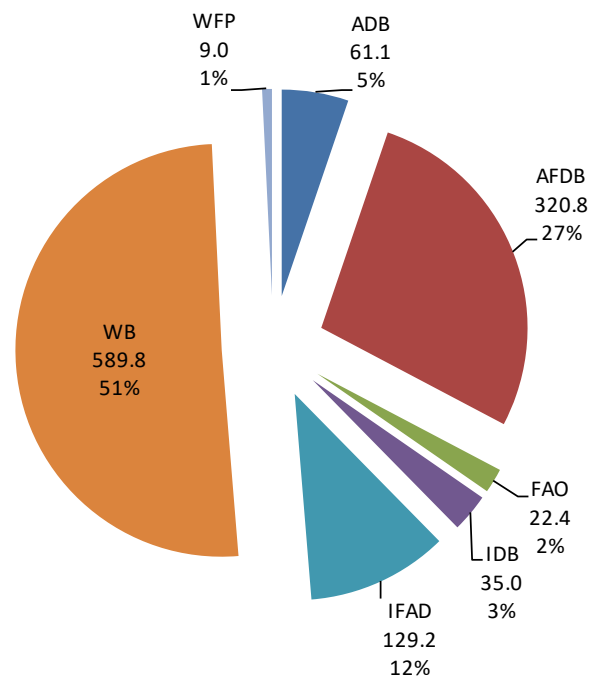
### CUMULATIVE FUNDING DECISIONS

Since inception to September 30, 2018 funding approvals made by the Steering Committee totaled USD 1,289.1 million. Projects represent about 93% of total allocations, fees for Supervising Entities represent 4%, and administrative budgets for the GAFSP Coordination Unit, Technical Advisory Committee, Civil Society Organizations, Trustee, and M&E work program make up 3% of the total funding approvals.



### PROJECT FUNDING DECISIONS BY SUPERVISING ENTITY

Funding decisions by Supervising Entity show the cumulative funding decisions related to projects that have been approved by the Steering Committee.





## 5. Funds Available

In USD millions

	As of September 30, 2018	As of June 30, 2018	Changes since last report
	(a)	(b)	(a) - (b)
<b>1. Cumulative Receipts</b>	<b>1,322.5</b>	<b>1,320.2</b>	<b>2.4</b>
a. Cash receipts from Contributors	1,292.0	1,292.0	-
b. Investment Income earned on undisbursed balances	30.5	28.1	2.4
<b>2. Cumulative Cash Transfer</b>	<b>899.6</b>	<b>888.0</b>	<b>11.6</b>
a. Projects	807.2	796.2	11.0
b. Fees	56.3	56.3	-
b. Administrative Budget	36.1	35.5	0.6
<b>3. Funds held in Trust ( 3 = 1 - 2 )</b>	<b>423.0</b>	<b>432.2</b>	<b>(9.2)</b>
<b>4. Financial Reserve</b>	<b>-</b>	<b>-</b>	<b>-</b>
<b>5. Funds held in Trust with no Restrictions ( 5 = 3 - 4 )</b>	<b>423.0</b>	<b>432.2</b>	<b>(9.2)</b>
<b>6. Funding Decisions pending Cash Transfer</b>	<b>389.5</b>	<b>399.1</b>	<b>(9.6)</b>
<b>7. Funds available to support SC funding decisions ( 7 = 5 - 6 )</b>	<b>33.5</b>	<b>33.1</b>	<b>0.4</b>

*Note: sub-totals may not add up due to rounding*

### HIGHLIGHTS FOR THE PERIOD JULY 1, 2018 THROUGH SEPTEMBER 30, 2018:

- **Funds Held in Trust** represent cumulative receipts less cumulative cash transfers, and amount to USD 423 million as of September 30, 2018. Funds Held in Trust decreased by USD 9.2 million due to:
  - Cash transfers totaling USD 11.6 million during the period;
  - Offset by additional investment income of approximately USD 2.4 million earned during the third quarter of calendar year 2018.
- **Funding Availability** increased by USD 0.4 million over the prior reporting period due to:
  - USD 2.4 million in additional investment income;
  - Offset by new funding allocations totaling USD 2 million.



## Glossary

Term	Definition
Cash and Investments	The Trust Fund's share in the co-mingled cash and investment pool.
Cash Contribution	Contribution or Installment provided in the form of cash, including Encashments.
Cash Transfer	Cash payment made to a Supervising Entity under a Transfer Agreement or a Financial Procedures Agreement.
Contribution	The funds provided and to be provided by a Contributor to a Trust Fund, as specified in the Contribution Agreement/ Arrangement, or in the Instrument of Commitment
Contribution Agreement/ Arrangement	An agreement or arrangement between a World Bank entity, as Trustee, and a Contributor, setting forth specific terms for the receipt and use of a specific Contribution for a specific Trust Fund.
Contribution Paid-In	Contribution or Installment provided in the form of cash, Promissory Note or other instrument acceptable to the Trustee.
Contribution Receivable	Any portion of a Contribution that is not a Qualified Contribution to be received in the form of Cash or Promissory Note.
Financial Intermediary Fund (FIF)	Funds that involve financial engineering or complex finance schemes, or where the Bank provides a specified set of administrative, financial or operational services.
Funding Availability	Assets available to support funding decisions, as calculated under a specific basis of commitment.
Funds Held in Trust	Cash and Investments plus Promissory Notes Receivable.
Investment Income	Returns (realized and unrealized) on cash and investments, allocated to individual Trust Funds.
Pledge	A Contributor's expression of its intention to make a Contribution.
Promissory Note	A document consisting of a promise to pay that is non-interest bearing and payable on demand.
Transfer Agreement / Arrangement	An agreement or arrangement between a World Bank entity, as Trustee, and a Supervising Entity for the commitment and transfer of funds by the Trustee to the Supervising Entity under terms that do not involve Bank responsibility post-transfer